



SOLOMON  
COLORS

# COLORS FOR CONCRETE

ColorFlo® Granular • ColorFlo® Liquid

## TECHNICAL SPECIFICATIONS

Prior to using Colors for Concrete, refer to the current TIS and SDS available at [solomoncolors.com](http://solomoncolors.com) or by using the QR code.



### MIXING

- The drum must be cleaned. Do not use reclaimed slurry water or reclaimed aggregates.
- Mix at full charging speed for a minimum of 5 minutes and/or 60 revolutions when using Solomon Colors ColorFlo Liquid Color. If using Dry Integral Color or Granular Color, mix for a minimum of 10 minutes and 100 revolutions at 75% mixing speed.
- When using small or smooth rounded aggregates for sand-blasted or exposed aggregate finishes, do not add the bag to the truck. Add only the color by opening the bag and emptying it into the truck.
- Mixer should be loaded to a minimum of 30% capacity to ensure good color dispersion.
- Consistent color can only be achieved by using the same mix design throughout the job (same ready mix plant, sand, cement, admixtures, aggregates, and water to cement ratio).
- Maintain a 4" (10cm) slump (low water to cement ratio). Higher slumps may be achieved using water reducers. Use of plasticizers, water reducers, and air entraining products designed for use with colored concrete are acceptable. However, Solomon Colors strongly recommends the use of test slabs to determine final color outcome.
- DO NOT use calcium chloride. This product can cause discoloration in the form of light and dark areas in the finished product. Nonchloride accelerators, including hot water, are acceptable.
- When using Solomon Dry Integral Color in repulpable bags, slit the bag along the top dotted line, and completely remove and discard the top portion of the bag. Reverse the drum and slowly bring the concrete to the back of the drum near the chute. Add the bag of color to the concrete mix and slowly draw them back into the mixer. Mix the repulpable bag at optimal mixing speed according to the Ready Mix drum manufacturer specifications. Usually this will be approximately 75% of maximum drum speed. This allows the proper dispersion and the bag to disintegrate in the mix. Mixing too fast or too slow will prevent the bag from disintegrating properly.

### LIMITATIONS

A level of 7% (by dry weight) color based on the weight of total cementitious material used is the color saturation point. Color added in excess of 10% (by dry weight) can reduce the overall strength of the finished product. Conversely, a level of color below 1% can cause irregular coloring and general "washed out" appearance. The suggested "optimum" range is 2% to 4% pigment loading based on total cementitious material weight.

When using **908 Carbon Black** - Solomon Colors recommends sealing the concrete with a Brickform concrete sealer. Due to the particle size of carbon, it has a tendency to dissipate out of concrete over time. It is important to maintain a proper sealer maintenance program to protect the surface color, as this will help slow this process down and, in some cases, prevent it. Carbon particles will decrease the amount of entrained air during the mixing process. Monitoring air content to specification will be necessary.

**To improve a colored concrete project, consider using UltraFiber 500® and Day1 Finishing Aid made by Solomon Colors. UltraFiber 500® will not ball or fuzz, and is the only fiber to accept color. Day1 lubricates the surface and eliminates the need to add water to the surface.**

For more information go to:  
**[solomoncolors.com](http://solomoncolors.com)**

### LIMIT OF WARRANTY AND LIABILITY

Solomon Colors, Inc. warrants that their products conform to the description and standards as stated on the product packaging and specific product literature. If properly mixed and applied, Solomon Colors, Inc. warrants the color to be uniform, limeproof, and sunfast. The exclusive remedy of the user or buyer and the limit of the liability of this company shall be the purchase price paid by the user or buyer for the quantity of the Solomon Colors, Inc. products involved.

Distributed by:

©2024 Solomon Colors, Inc. All rights reserved. Printed in U.S.A.

20240409



SOLOMON  
COLORS

SOLOMON COLORS, INC.: 4050 Color Plant Road, Springfield, IL 62702 | 1371 Laurel Avenue, Rialto, CA 92376 | 800-624-0261



**ColorFlo® Granular**  
**ColorFlo® Liquid**






# COLORS FOR CONCRETE


ColorFlo® Granular • ColorFlo® Liquid

413 Colony Red	413 Clay (SRI 50)	750 Desert Tan (SRI 45)	750 Salmon (SRI 45)	306 Canvas (SRI 37)	306 Toffee (SRI 29)
413 Fox Red (SRI 37)	413 Terra Cotta (SRI 48)	750 Prairie Tan	750 Peach	306 Burlap (SRI 29)	306 Cinnamon
417 Rose	417 Brick Red (SRI 40)	775 Sand (SRI 46)	775 Cedar (SRI 45)	238 Thyme (SRI 44)	238 Doeskin (SRI 41)
417 Paver Red	417 Apple Red	775 Camel (SRI 45)	775 Sedona	238 Buttercup (SRI 44)	238 Marigold
489 Dusty Rose	489 Light Plum (SRI 24)	757 Buckwheat (SRI 44)	757 Pecan (SRI 41)	338 Earthen	338 Rawhide (SRI 25)
489 Redwood (SRI 22)	489 Dark Redwood	757 Antique Gold (SRI 41)	757 Old Gold	338 Buckskin (SRI 24)	338 Leather
288 Rosemary	288 Ginger (SRI 41)	755 Trail Dust	755 Driftwood (SRI 40)	385 Taupe (SRI 29)	385 Lava (SRI 23)
288 Bamboo (SRI 41)	288 Straw (SRI 48)	755 Spice (SRI 41)	755 Apricot	385 Buffalo (SRI 20)	385 Bark (SRI 16)

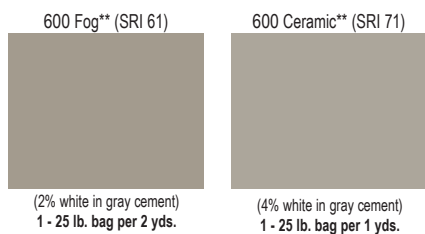
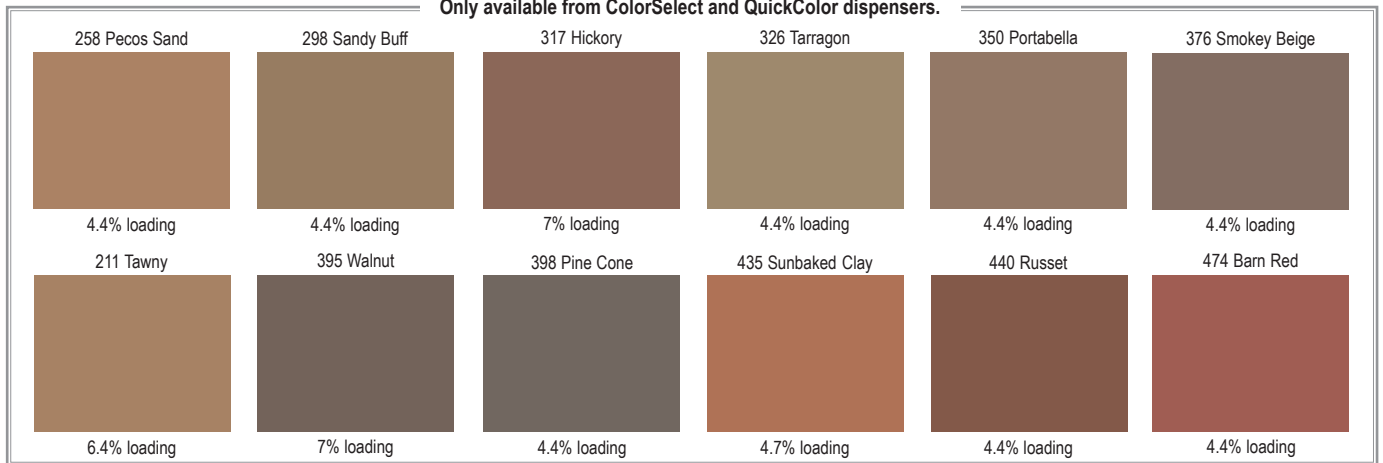
Loadings in four-color groupings are represented as follows:



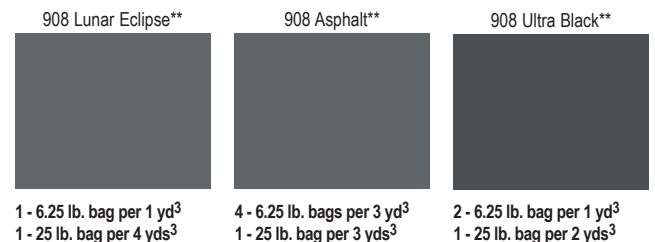
These color chips represent shades of integral color using medium tone grey Type I, II, III Portland cement with a 4" slump. Use this chart as a guideline only. The colors may not exactly represent the final color. Shade variations of cement and aggregate, plus variations in the mix design, volume of water, addition of admixtures and other additives, finishing and sealer will have an effect on the final color. The colors shown on this color chart represent unsealed colored concrete. Use of a concrete sealer may darken the color. Therefore, we recommend that a test slab be poured and approved prior to the start of the job.



Only available from ColorSelect and QuickColor dispensers.



Caution:  
908 Carbon Black can negate the amount of entrained air in the concrete mix. See back page for more information



\*\*Not available in granular pigment